

## UGMarkets.com Financial Newsletter

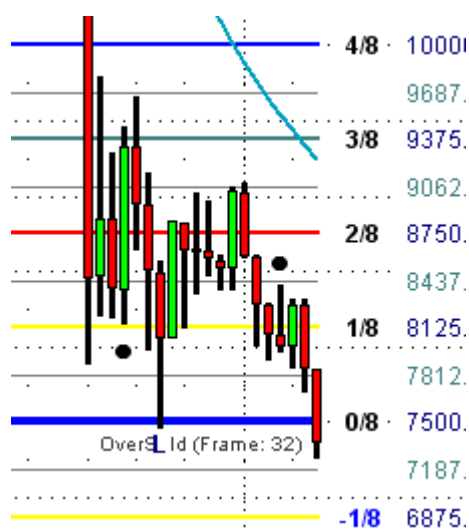
### Introduction

The UGMarkets Financial Newsletter outlines our views of where the financial markets are headed in for the coming weeks.

The newsletter includes our views on Equities (Dow, SP500, Russell2000, Nasdaq) Forex, Interest Rates, and Gold.

### Equity Markets (Dow, S&P500, Russel, Nasdaq, VIX)

#### Dow Jones



Dow Jones Weekly Chart

#### **Bullish or Bearish View:**

We remain bullish on the DOW till it breaches the 7130 level on the downside.

#### **Our Current Position:**

1. Long DIA @ 81.25, Target = 87.50, Stop = 71.30
2. Long DIA @ 75.00, Target = 87.50, Stop = 71.30

#### **Current Pending Orders To Open New Trades:**

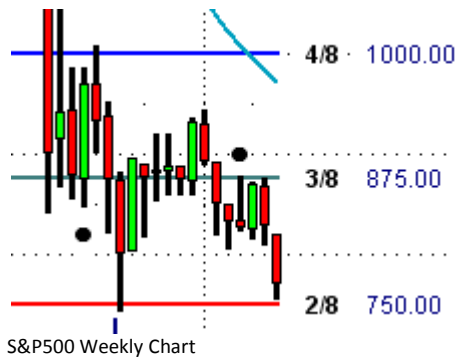
No pending orders

#### **Comments:**

The Dow Jones has had its first close below the 7500 level since 1997. It has moved down to retest the August 2008 lows at 7500. A break below 7187 will confirm a failure of the retest.

If price moves up to 87.50, we will then look to Long DIA again at 81.25 for a target of 100.00.

#### S&P 500



**Bullish or Bearish View:**

We remain bearish on the S&P500

**Our Current Position:**

There are currently no open position for this instrument

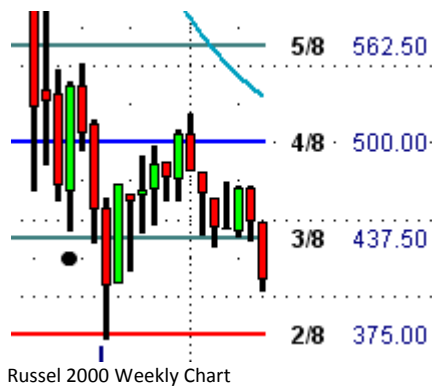
**Current Pending Orders To Open New Trades:**

1. Sell SPY Limit @ 100.00, Target = 75.00, Stop = 106.70

**Comments:**

The SP500 is relatively strong than the Dow, since the dow has moved below its August 2008 low, where as the S&P500 has not. This means that the S&P 500 may push the Dow a touch lower before we can expect the bounce.

**Russell 2000**



**Bullish or Bearish View:**

We remain bearish on the Russell 2000

**Our Current Position:**

There are currently no open position for this instrument

**Current Pending Orders To Open New Trades:**

1. Sell IWM Limit @ 50.00, Target = 37.50, Stop = 53.70

**Comments:**

The Russell 2000 is relatively strong than both the SP500 and the Dow, since it has moved the least amount back down towards the previous low.





**Bullish or Bearish View:**

We remain bearish on the EURUSD and expect a move down towards the 1.1718 level.

**Our Current Position:**

There are currently no open positions for this instrument

**Current Pending Orders To Open New Trades:**

**Comments:**

Although we are bearish on this instrument there are currently no trade setups to take a trade, hence we remain out of the market until a trade setup occurs.

**Interest Rates and Bonds**

30 Year Treasury Bond Interest Rates



**Bullish or Bearish View:**

We remain bearish on \$TYX with support possible at 3.125

### **Our Current Position:**

There are currently no open position for this instrument

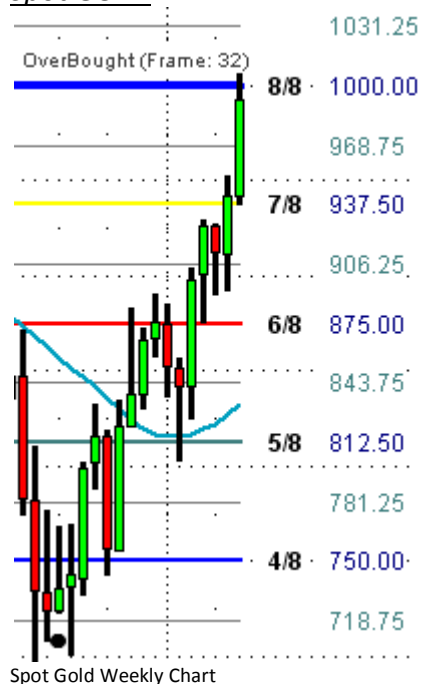
### **Current Pending Orders To Open New Trades:**

### **Comments:**

Although we are bullish on this instrument there are currently no trade setup to take a trade, hence we remain out of the market till a trade setup occurs. We expect a move down to 3.125 before we get a push back up to 3.9062

## **Gold**

### **Spot GOLD**



### **Bullish or Bearish View:**

We are not bearish on gold. We were bullish on gold, and have now exited our bullish position at 1000.00, from which point we have reversed our position and are now bearish on gold till it breaks up above 1035.

### **Our Current Position:**

1. Shot Gold @ 1000, Target = 937.50, Stop = 1018

### **Current Pending Orders To Open New Trades:**

### **Comments:**

We need to keep our stops small on this instrument, as its volatility can increase quickly.

## **Auto-Trading / Funds Management**

UGMarkets offers a service whereby we can automatically send all our day trading forex signals directly to your forex account, and auto-trade the account for you, allowing you to be free from your

computer. We can do this with both a Real Money Live Accounts, or a Fake Money Demo Accounts. For more information regarding this, visit our website or reply to this email requesting a callback.

### **In Summary**

We expect a bounce in the equity markets, a rally in the US Dollar as it strengthens and Euro weakens, and we expect gold to retrace from the 1000.00 level before showing its next hand. All this while interest rates to remain range-bound.

### **Disclaimer:**

Furthermore, UGMarkets( referred as Trendsetter, thereafter ) does not warrant or guarantee the accuracy, timeliness or completeness to its service or information contained therein.UGMarkets does not give, whatsoever, warranties, expressed or implied, to the results to be obtained by using its services or information it provided. Users are trading on their own risk and UGMarkets shall not be responsible under any circumstances for the consequences of such activities. UGMarkets and its affiliates, in no event, be liable to users or any third parties for any consequential damages, however arising, including but not limiting to damages caused by negligence whether such damages were foreseen or unforeseen. All information provided in the service is proprietary to UGMarkets and may not be copied or redistributed without prior written approval of UGMarkets. UGMarkets shall not be liable for any damages or costs arising out of your use of any of the services or companies accessed through the linkage to our web site over the Internet, or this newsletter, and any other forms of media.