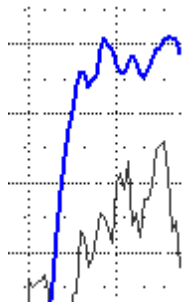


26May08 Market Internals

Market internals are points to a lower equity market. All internal are points to lower equities with the exception of the Put Call Equity ratio. We need to keep in mind that the put call equity ratio is a lagging indicator so if all the others are pointing down, then we can ignore the PCE-ST.

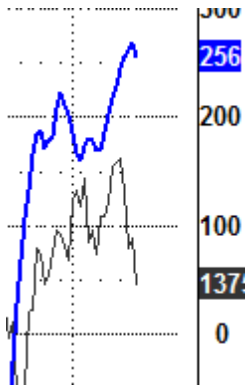


Instrument: VIX - fear index
View: Bullish up to 21.87(bearish for stocks)
Key Levels: 18.75, 21.87, 15.62
Strategy: Buy limit @ 15.62, Target = 21.87



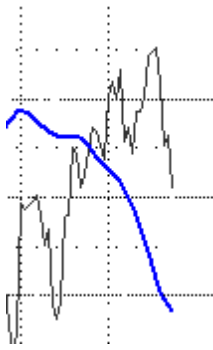
\$VOLD

Instrument: VOLD - Market Breadth
View: Bearish (Bearish for stocks)
Strategy: Short while blue line points down



\$ADD

Instrument: \$ADD
 View: Bearish (Bearish for stocks)
 Strategy: Short stocks while blue line points down



PCE-ST

Instrument: Put Call Equity Ratio
 View: Bearish (Bullish for stocks)
 Strategy: Long stocks while blue line points down